

### Features

- High-arch swing spout with 180° rotation offers superior clearance for filling pitchers, chilling bottles and cleanup
- Temperature memory allows faucet to be turned on and off at the temperature set during prior usage
- KOHLER® ceramic disc valves exceed industry longevity standards for a lifetime of durable performance
- 1.5 gpm (5.7 lpm) maximum flow rate at 60 psi (4.14 bar)

### Material

- Premium metal construction for durability and reliability
- KOHLER® finishes resist corrosion and tarnishing

### Installation

- Single-hole installation
- Flexible supply lines simplify installation

### Recommended Products/Accessories

1054432 1.5 GPM (5.7 l/min) Aerator Kit  
K-23723 Faucet cleaner



ADA CSA B651

### Codes/Standards




ASME A112.18.1/CSA B125.1  
NSF/ANSI/CAN 61  
NSF/ANSI/CAN 372  
All applicable US Federal and State material regulations  
DOE - Energy Policy Act 1992  
California Energy Commission (CEC)  
ADA  
ICC/ANSI A117.1  
CSA B651

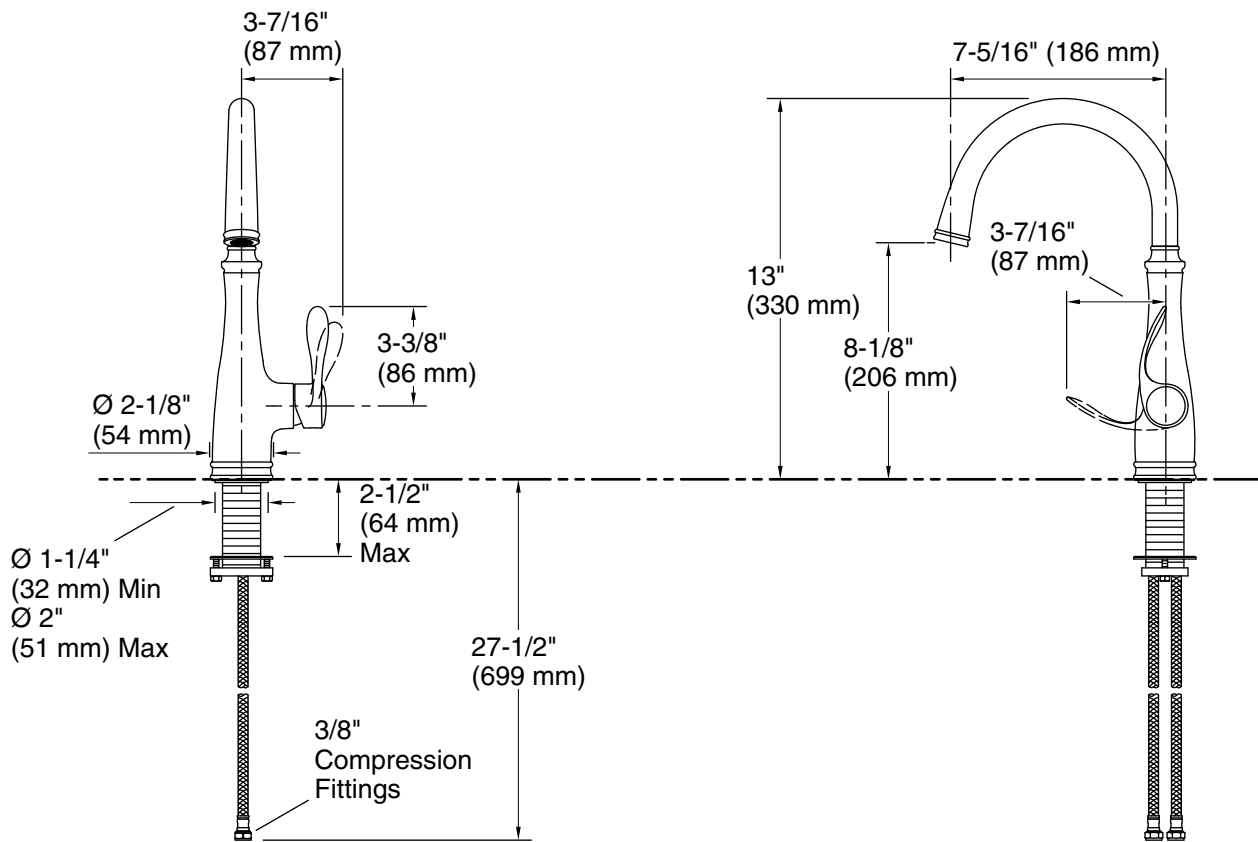
### KOHLER® Faucet Lifetime Limited Warranty

See website for detailed warranty information.

### Available Colors/Finishes

*Color tiles intended for reference only.*

Color	Code	Description
	CP	Polished Chrome
	VS	Vibrant® Stainless
	2BZ	Oil-Rubbed Bronze



**Technical Information**

All product dimensions are nominal.

Drain included: No

**Notes**

Install this product according to the installation instructions.

ADA, CSA B651 compliant when installed to the specific requirements of these regulations.